

# Investor Presentation

BTCS Inc. (Nasdaq: BTCS)



March 2025

[www.btcs.com](http://www.btcs.com)



# Safe Harbor

---

The following presentation contains statements, estimates, forecasts, and projections regarding future performance and events, which constitute forward-looking statements. Those statements include statements regarding the intent and belief or current expectations of BTCS and its management team regarding our blockchain infrastructure operations business, growth of our scalable business, predictability of our revenue and earnings stream from our operations, planned continued expansions including for ChainQ, and Builder+ our block builder, Builder+ revenue opportunities, plans regarding securing other proof of stake blockchains, and the potential opportunity of scalable revenue and business growth with limited additional costs. These statements may be identified by the use of words like “anticipate,” “believe,” “estimate,” “expect,” “intend,” “may,” “plan,” “will,” “should,” and “seek,” and similar expressions and include any financial projections or estimates or pro forma financial information set forth herein. Prospective investors are cautioned that any such forward-looking statements are not guarantees of future performance and involve risks and uncertainties and that actual results may differ materially from those projected in the forward-looking statements. Important factors that could cause actual results to differ materially from our expectations include, without limitation, regulatory issues, the rewards and costs associated with validating transactions on proof-of-stake blockchains, unexpected issues with our product offerings, the reluctance of users to use our products, a significant decrease in the value of our crypto asset holdings, and our rewards while locked up, loss or theft of the private withdrawal keys resulting in the complete loss of our crypto assets and reward, as well as those risks detailed in our filings with the SEC, including our Form 10-K filed with the SEC on March 20, 2025. The increasing risk of legislation or regulation arising from custodial platforms that may help protect investors presents many unknowns to our business and may increase costs. Neither BTCS nor any of its affiliates undertake any obligation to update any forward-looking statements for any reason, even if new information becomes available or other events occur in the future.

Summaries of documents contained herein and in our filings with the SEC may not be complete and are qualified in their entirety by reference to the complete text of such documents. In making an investment decision, you must rely on your own examination of these documents and such additional due diligence as you deem appropriate. We have not authorized any other person to provide you with information that is different from the information contained in our filings with the SEC. If anyone provides you with different or inconsistent information, you should not rely on it.

Our filings with the SEC are available to the public on, and may be reviewed at, the SEC’s website ([www.sec.gov](http://www.sec.gov)) and on BTCS’s website ([www.btcs.com](http://www.btcs.com)). The content on our website is not incorporated into this presentation.



## Comments From Our CEO

---

*“In 2014, I recognized the growth potential of Bitcoin mining, and by year-end, BTCS became the first public company to mine Bitcoin. Unfortunately, we were ahead of the curve, and our operations couldn’t withstand the 72% drop in Bitcoin’s price in 2015. In 2017, early investors in BTCS went on to launch Riot Platforms and Marathon Holdings, and I personally handed Marathon a turnkey business model when it was approximately a \$10 million market cap.*

*Over the past decade, I’ve continuously searched for the next transformative, regulatory-compliant opportunity in the crypto market suitable for public markets. Now, with the launch of our block-building operations in early 2024, **I believe Ethereum infrastructure—focused on block-building and validation—represents the most compelling growth opportunity I’ve ever seen in the crypto space,** even more so than Bitcoin mining in 2017. Our approach offers significant revenue growth potential without requiring large capital investment in depreciating assets.*

*The results speak for themselves. In 2024, **BTCS had record revenue surpassing \$4 million, a remarkable 204% year-over-year growth.** Similar to 2014 when we were the first public company to mine Bitcoin, today we are the first and only public company focused on Ethereum infrastructure and block building.”*

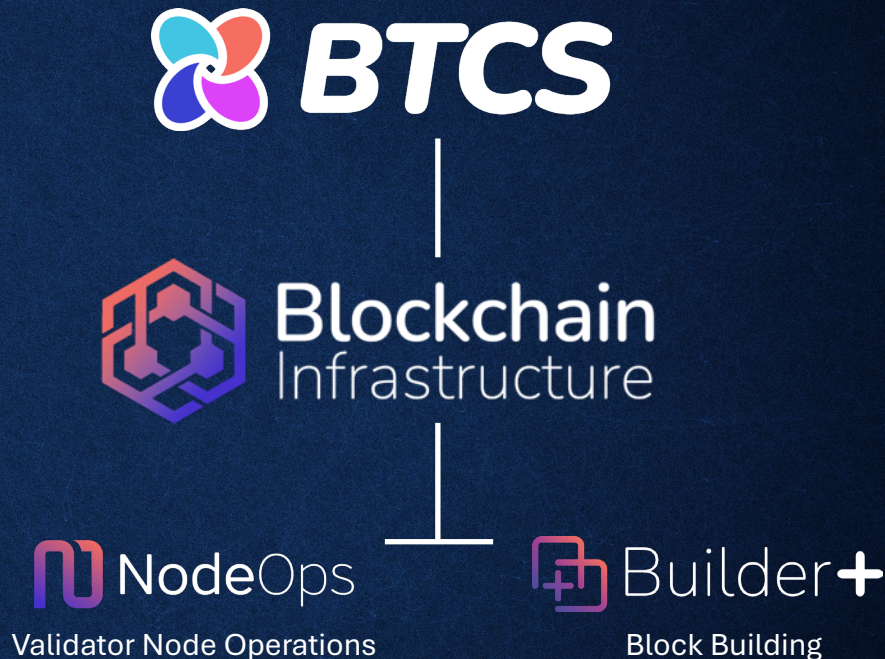
Charles Allen - CEO



# BTCS Business Overview

*BTCS Inc. is a technology company focused on blockchain infrastructure, with an emphasis on Ethereum.*

**Current Goal:** *Drive scalable growth through a diverse range of blockchain-focused technological solutions, with a focus on block building and validator node operations.*





# BTCS Business Overview (cont.)



*Our core blockchain infrastructure focuses on essential technology that supports decentralized networks. Our emphasis on Ethereum's ecosystem through block building and validator nodes positions us for scalable growth.*



## Foundational Technology

Blockchain infrastructure is the technology that enhances the security, efficiency, and accessibility of blockchain networks.



## Network Security and Transaction Propagation

Blockchain infrastructure involves securing decentralized networks and facilitating critical processes that propagate blockchain transactions.



## Supporting Core Operations

BTCS's operations support network consensus, security, and efficient transaction validation.





Validator Node Operations

*Validator nodes play a critical role in securing decentralized networks and supporting consensus.*



## Cloud-Based Validator Network

BTCS operates a network of cloud-based validator nodes across proof-of-stake (PoS) and delegated proof-of-stake (dPoS) blockchain networks. These nodes are vital to maintaining network security by participating in consensus protocols.



## Transaction Validation and Block Proposals

Validator nodes confirm transactions (attestation) and propose new blocks, contributing to the integrity and functionality of the blockchain. This essential process supports network stability and trust.



## Decentralization and Revenue Generation

By running validator nodes and staking crypto assets, BTCS enhances decentralization across supported networks and earns native token rewards, strengthening our revenue stream.



# BTCS Business Overview (cont.)



## Builder+

Block Building

*BTCS operates block builders, branded Builder+, to drive revenue by increasing block production and capitalizing on scalable Maximum Extractable Value (MEV) opportunities.*



### Scalable Revenue Generation

BTCS's block-building strategy focuses on maximizing gas fee revenue by constructing high-value blocks. This involves acquiring block space through strategic bidding to include the most profitable transactions in blocks proposed on-chain.



### Algorithmic Optimization

Using advanced algorithms, Builder+ prioritizes transactions that maximize gas fees, enhancing revenue potential with every block.



### Expansion Opportunities

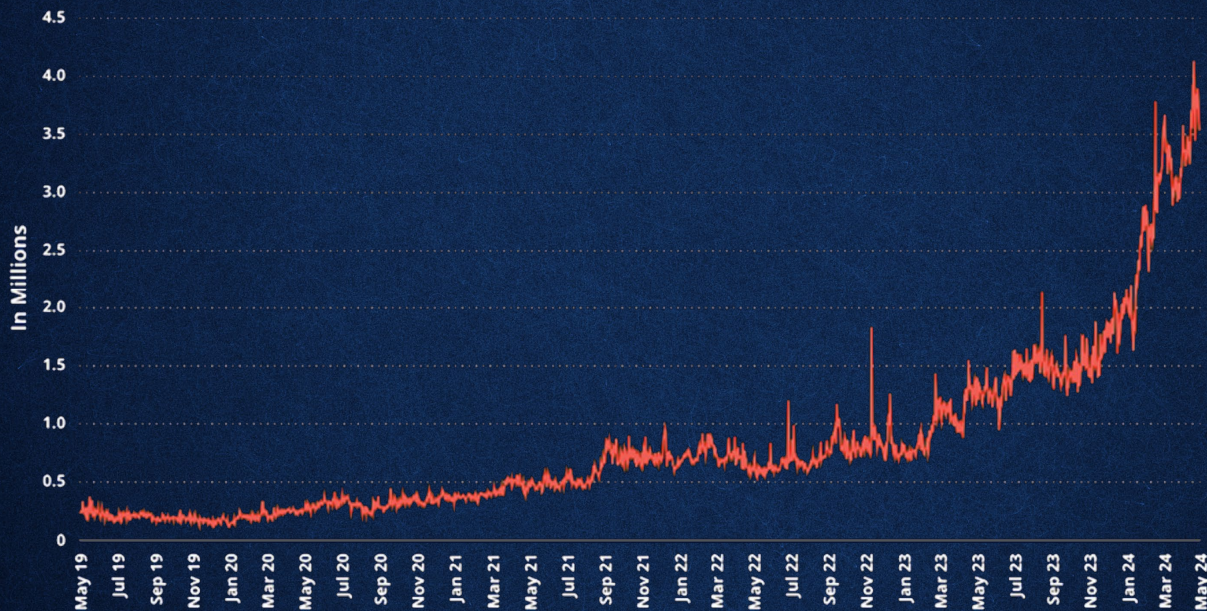
BTCS may expand Builder+ beyond Ethereum, allowing us to initiate block-building activities across multiple networks as blockchain ecosystems evolve.



# Ethereum Focus

Ethereum (ETH) is the foundation of BTCS's blockchain infrastructure strategy, with its unparalleled ecosystem and commitment to innovation aligning seamlessly with our vision for secure, scalable growth.

**Ethereum Ecosystem Daily Active Users Have Grown 71% CAGR \***





# Ethereum Focus (cont.)

## Proof-of-Stake (PoS) Consensus

Ethereum's shift to PoS aligns with BTCS's sustainable, scalable infrastructure focus, creating lower energy costs and increased staking rewards.

## Deflationary Asset

Since the Merge, Ethereum's transition to PoS has introduced a deflationary mechanism, leading to a decline in total supply over time, in contrast to Bitcoin's continued inflationary nature.

## Revenue Potential

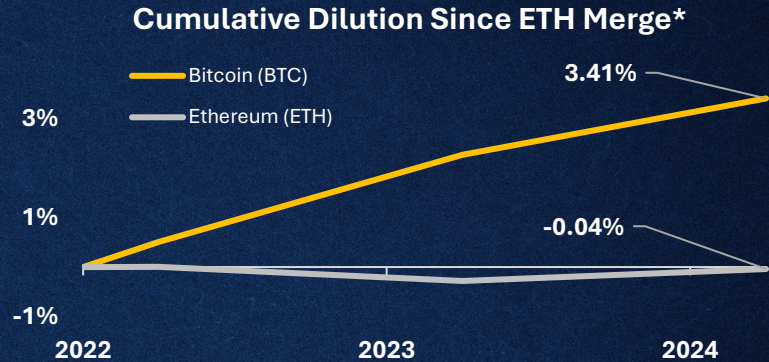
Ethereum offers predictable staking revenue from validator operations and scalable revenue growth from block-building activities.

## Network Growth

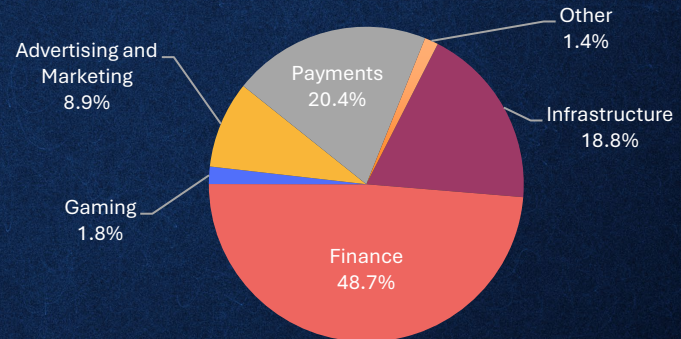
Continuous updates make Ethereum a long-term viable network with a solid growth trajectory, supporting our bullish stance.

## Dominant Smart Contract Platform

Ethereum has the largest ecosystem of decentralized applications (dApps). It's the backbone for DeFi, NFTs, and enterprise adoption.



### Ethereum Revenue Distribution by Sector \*\*



\* Cumulative Dilution Since ETH Merge. Sep 15, 2022 to Dec 31, 2024 according to Glassnode and Etherscan.

\*\* VanEck: ETH 2030 Price Target and Optimal Portfolio Allocations



# ETH vs. BTC - Business Models Compared

Benefits of BTCS's Ethereum-focused strategy compared to public Bitcoin miners – Marathon Digital Holdings (MARA), Riot Platforms (RIOT), TeraWulf Inc. (WULF), and Hut 8 Mining Corp. (HUT).



## Ethereum (ETH)



- Proof of Stake (“Staking”)
- Hardware-Lite, Cloud-based Setup
- Environmentally Friendly (ESG-focused)
- Strong Growth Potential with Undervalued Opportunities
- High Scalability and Innovation Opportunities

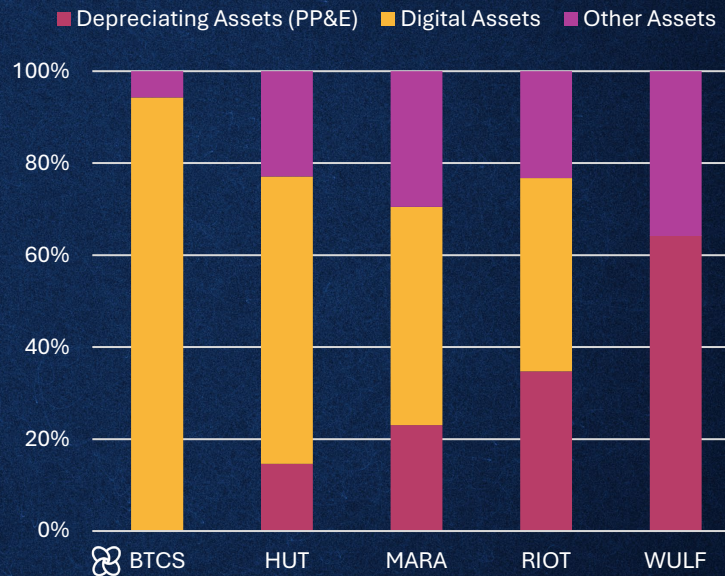


## Bitcoin (BTC)

- Proof of Work (“Mining”)
- Capital-Intensive Hardware with Low Residual Value
- High Energy Consumption
- Established and Crowded Market
- Bitcoin halving led to material revenue declines



## Asset Breakdown\*



\* Based on public filing data obtained from WiseSheets Inc. as of December 31, 2024

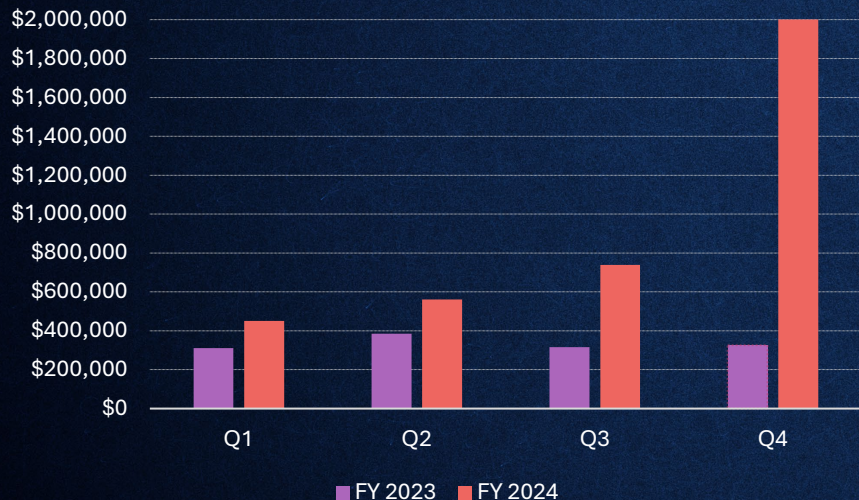


# BTCS Revenue Growth

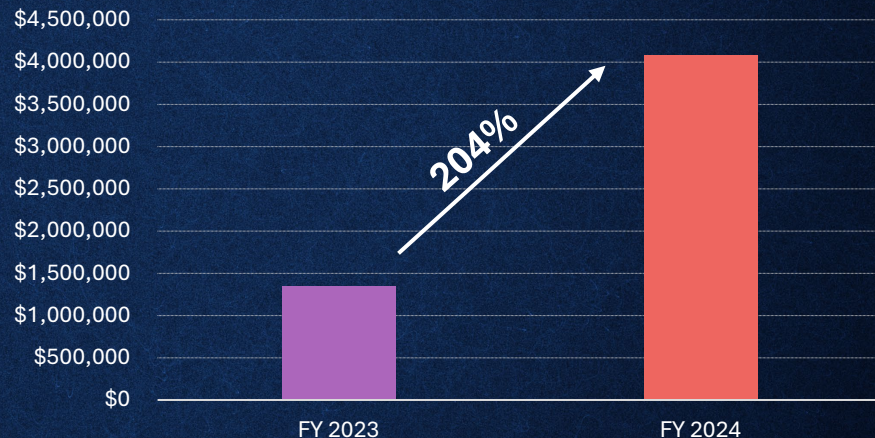
*BTCS's block-building has driven double-digit revenue growth over recent quarters, underscoring the strategic value of focusing on Ethereum, the 2<sup>nd</sup> largest blockchain.*

*BTCS is positioned to capture substantial growth opportunities within the rapidly expanding industry through vertical integration across the transaction value chain through builder and validator operations.*

### Quarterly Revenue Growth



### Annual Revenue Growth





# BTCS Ethereum Infrastructure

BTCS operates and stakes its crypto to validator nodes to generate revenue through native token rewards.

## BTCS Ethereum Staking Infrastructure\*

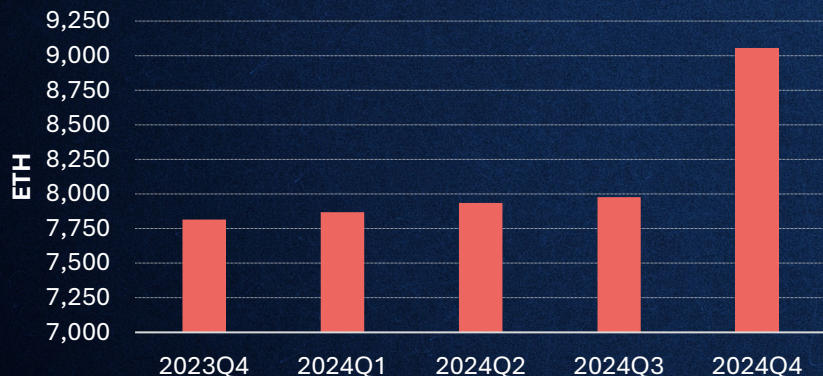
# 522

Ethereum validator nodes  
(200 solo-staking nodes)

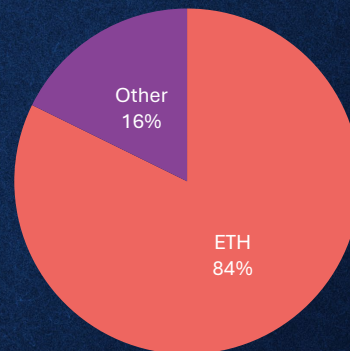
## BTCS Ethereum (ETH) Holdings\*

**\$30.2 M** FMV of ETH held  
**9,060** ETH owned (~99% staked)  
**84%** Percent of BTCS Assets

### BTCS ETH Holdings



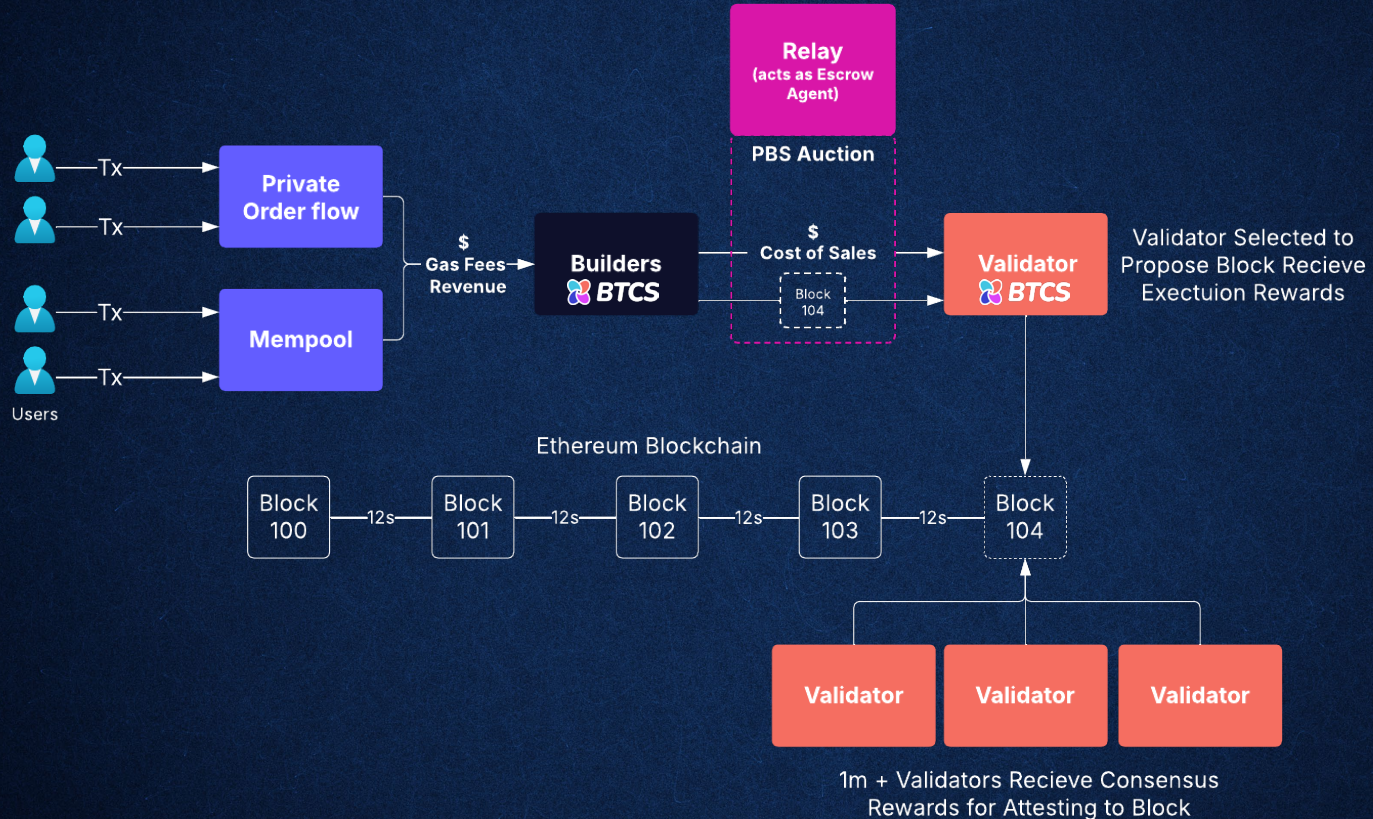
### BTCS Assets\*



\* As of December 31, 2024.

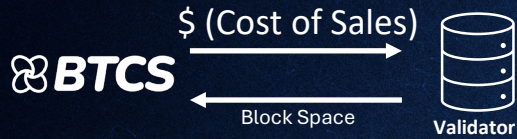


# Ethereum Transaction Process Flow





# Block Building on Ethereum



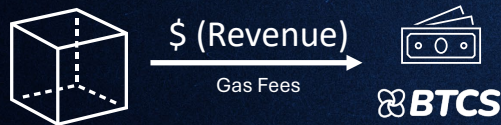
## Acquire Block Space

- **Process:** Builder+ strategically participates in the Proposer-Builder Separation (PBS) auction system, bidding to secure the right to populate the next block in the chain from the current validator.
- **Objective:** Obtain block space at an optimal price to maximize revenue.



## Construct Optimized Block

- **Process:** Builder+ leverages advanced algorithms to select and sequence complaint\* transactions from the public mempool and private order flow.
- **Objective:** Construct blocks that maximize the gas fee values within each block while adhering to compliance standards, creating high-value, efficient blocks.



## Collect Gas Fees as Revenue

- **Process:** Builder+ receives gas fees from transactions added to successfully proposed blocks.
- **Objective:** Capture scalable revenue from gas fees, directly supporting BTCS's growth through sustained MEV opportunities.



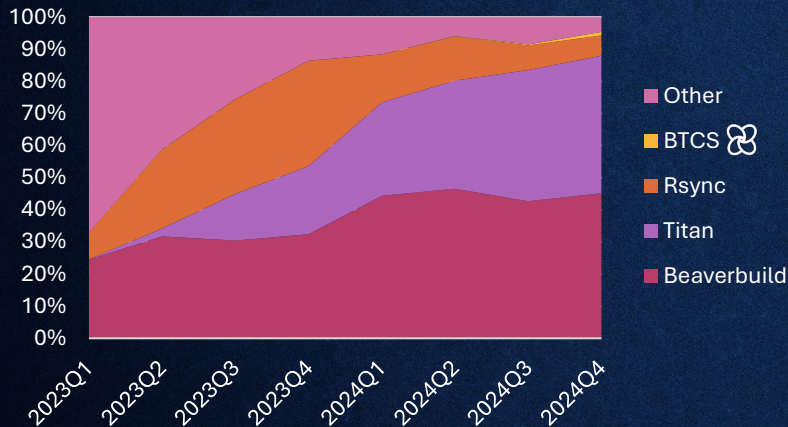
# Builder Competitor Landscape

Currently there are 16 active block builders with 5 accounting for approximately **99%** of block production.

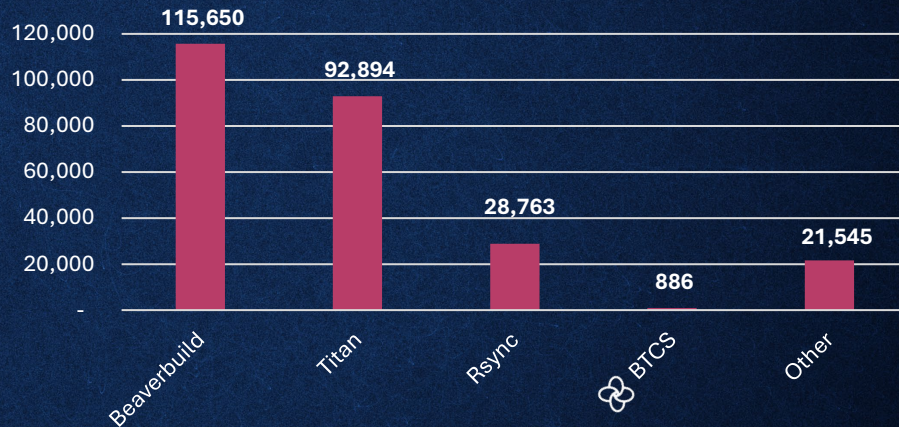
**2024 Builder Market Revenue | \$792m**

**YoY Builder Market Growth | 60.5%**

**Builder Market Share Over Time**



**Builder Revenue 2024 (ETH)**



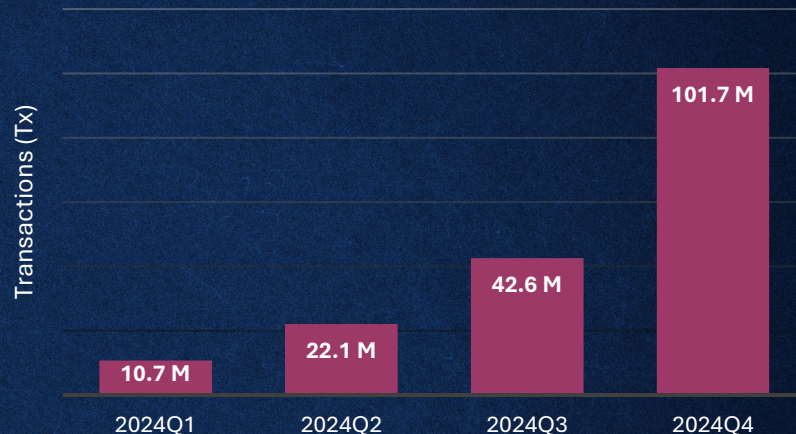


# Vertical Integration and Scale Matter

	Searcher*	Builder	Relay	Validator	Market Share **
Titan		✓	✓		48.8%
Beaver	✓	✓			36.5%
Rsync	✓	✓			11.0%
<b>BTCS</b>		✓	✓	✓	<b>1.9%</b>
Builder Net		✓			1.0%

*Our vertically integrated approach sets BTCS apart and enables accelerated growth in a regulatory-compliant fashion while not competing with, but rather attracting searcher order flow.*

### BTCS Order Flow (2024)



*Builder+ has seen order flow increases every quarter in 2024, driving both revenue growth and improved builder margins.*

\*Including affiliations. Based on management research which may be inaccurate.

\*\* Source: Builder Market share obtained from Rated Explorer on March 15, 2025.



# Growth Strategy

## Goal: Grow Revenue and Improve Margins

Key Initiatives to achieve goal

### Tech Improvements

Transitioned to Rust  
(January 2025)

Moved Servers to Bare Metal  
(January 2025)

Implemented Data Lake  
(February 2025)

### Increase Order Flow

Investment / Partnership with ETHgas  
(February 2025)

Added Rebates  
(March 2025)

Multiple Private Order Flow Sources  
Added  
(February - March 2025)

### Control Block Space

Introduced Stake Protection Plan  
(January 2025)

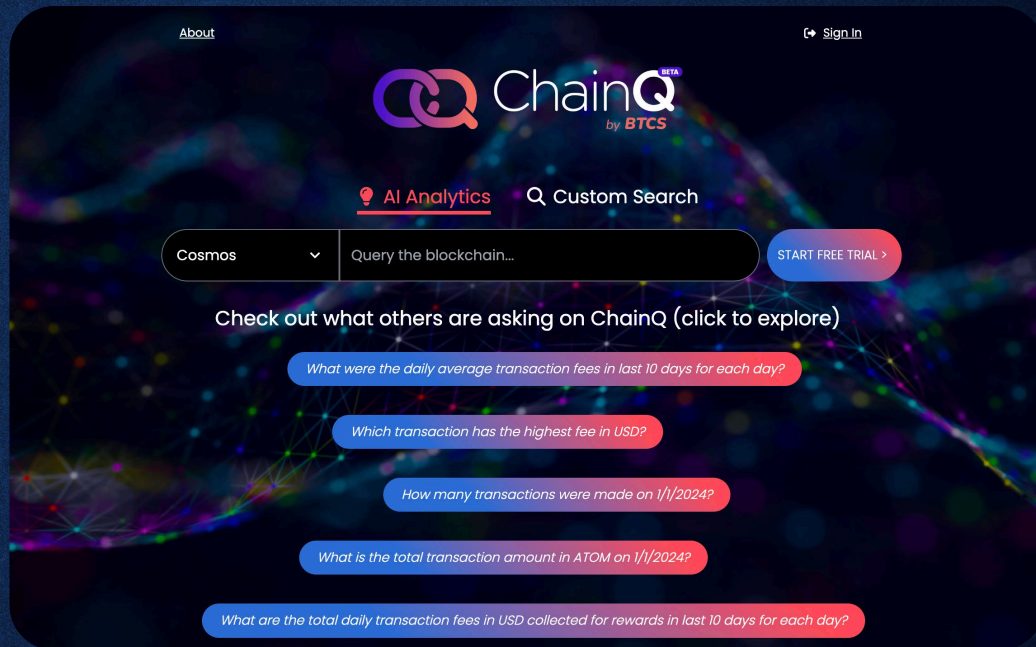
Integrated with Rocket Pool  
(January 2025)

Figment and WonderFi Join Staker  
Protection Plan  
(Anticipate going Live with Pectra Update)





ChainQ is an intuitive platform that simplifies the process of accessing and analyzing blockchain data, enabling deeper insights into on-chain activity. ChainQ utilizes cutting-edge generative AI and advanced customized search functionalities and provides efficient querying of indexed and otherwise hard to access public on-chain data.



[www.chaing.com](http://www.chaing.com)



# Financial Highlights

	FY 2024	FY 2023
<b>Financial Position</b>		
Crypto Assets	11 tokens held (84% ETH)	17 tokens held (71% ETH)
Total Assets	\$ 38,245,000	\$ 27,147,000
Total Liabilities	(\$ 4,245,000)	(\$ 1,337,000)
<b>Results of Operations</b>		
Revenue	\$ 4,074,000	\$ 1,340,000
Costs of Revenues	(\$ 3,128,000)	(\$ 360,000)
Gross Margin	23%	73%
Change in Unrealized Appreciation (Depreciation) on Crypto Assets	\$ 7,684,000	\$ 12,136,000
Net Income (Loss)	(\$ 1,271,000)	\$ 7,819,000
Net Income (Loss) Per Share	(\$ 0.08) per share	\$ 0.55 per share
<b>Cash Flows</b>		
Operating Activities	(\$ 3,530,000)	(\$ 3,562,000)
Investing Activities	(\$ 2,632,000)	\$ 186,000
Financing Activities	\$ 6,682,000	\$ 2,688,000



# Management & Board

## Management



**Charles Allen**  
Chief Executive Officer &  
Chairman of the Board



**Michal Handerhan**  
Chief Operating Officer &  
Director



**Michael Prevoznik**  
Chief Financial Officer




**Benjamin Hunter**  
VP of Engineering

## Independent Directors



**Charlie Lee**  
Director



**Melanie Pump**  
Director




**Ashley DeSimone**  
Director

For full biographies of our Management team and Board of Directors, visit our website at [www.btcs.com](http://www.btcs.com).




## Contact Us


 Email: [ir@btcs.com](mailto:ir@btcs.com)

 [www.btcs.com](http://www.btcs.com)

## Social Media Channels


 [www.twitter.com/NasdaqBTCS](https://www.twitter.com/NasdaqBTCS)

 [www.linkedin.com/company/nasdaq-btcs](https://www.linkedin.com/company/nasdaq-btcs)

 [www.facebook.com/pg/NasdaqBTCS/posts/](https://www.facebook.com/pg/NasdaqBTCS/posts/)

 [www.youtube.com/c/BTCSInc](https://www.youtube.com/c/BTCSInc)

 Discord: <https://discord.gg/9vW5HkWBjG>

 [www.medium.com/@BTCS](https://www.medium.com/@BTCS)



# Appendix





# Corporate



# Cap Table

Equity Instrument	Outstanding <sup>(1)</sup>	Weighted-Average Strike Price <sup>(1)</sup>
Common Shares Outstanding <sup>(2)</sup>	20,087,981	-
Preferred Stock - Series V <sup>(4)</sup>	16,004,738	-
Options	2,729,568	\$2.22
Warrants	712,500	\$11.50

Common Stock Ownership Summary	Outstanding Shares <sup>(1)</sup>	% of Common Shares Outstanding
Public Float	13,232,078	66%
Shares Held by Insiders <sup>(3)</sup>	6,855,903	34%
<b>Total - Common Stock<sup>(2)</sup></b>	<b>20,087,981</b>	

(1) As of March 17, 2025.

(2) Includes 1,299,801 restricted shares of Common Stock held by employees that remain subject to forfeiture based on vesting conditions that include Market Cap thresholds and time-based vesting.

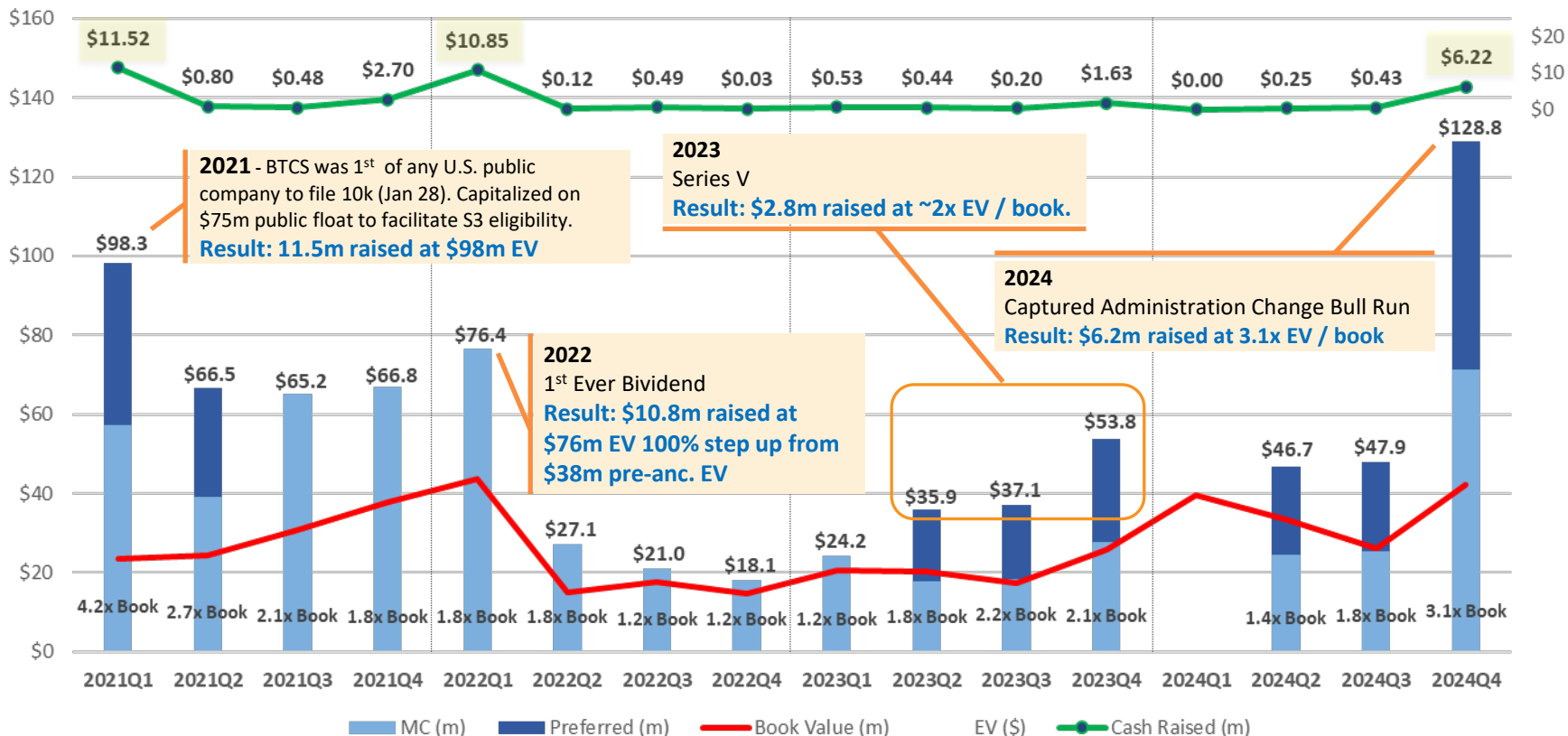
(3) Includes 1,149,801 restricted shares of Common Stock held by Insiders that remain subject to forfeiture based on vesting conditions that include Market Cap thresholds and time-based vesting.

(4) Includes 1,069,801 restricted shares of Series V Preferred Stock held by employees that remain subject to forfeiture based on vesting conditions that include Market Cap thresholds and time-based vesting.




# Conservative Funding Strategy Protects Investors

## Historical EV at Funding Price and Book Value



**Disclaimer:** The Series V is not currently traded on any U.S. exchanges, and U.S. investors can no longer trade the Series V on Upstream. Due to the absence of quoted trading prices for the Series V—which was designed to be similar to, our common stock—we have, for illustrative purposes, equated the value of the Series V to our common stock for displaying the enterprise value.



 Builder+



# Basics of Transaction Flow on Ethereum

## Mempool:

When a user initiates a transaction, it goes to the mempool, a temporary storage for pending transactions awaiting confirmation and inclusion in a block. Transactions in the mempool are publicly accessible and have associated fees that users pay to prioritize their inclusion on the blockchain.

## Searcher:

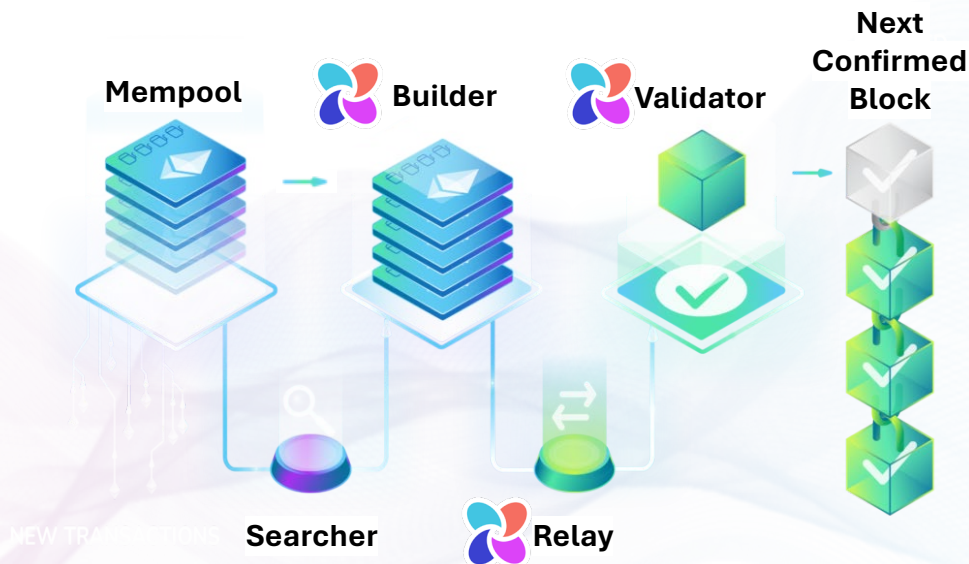
Searchers monitor the public mempool for arbitrage opportunities, aiming to profit by bundling and reordering transactions. They inform builders of preferred bundles for the next block but don't construct blocks themselves.

## Builder:

Builders construct blocks by rearranging transactions and bundles of transactions to maximize fees, then submit the block to validators. Their profit comes from the difference between total transaction fees and the fee paid to a validator.

## Relay:

Relays enhance Ethereum's transaction process by securely facilitating communication between builders and validators, keeping block contents hidden from validators until signed.



## Validator:

Validators propose blocks, choosing the one with the highest builder fee from submissions via relays. They sign and broadcast the selected block, which becomes part of the blockchain once confirmed by other validators.



# Builders and Block Construction

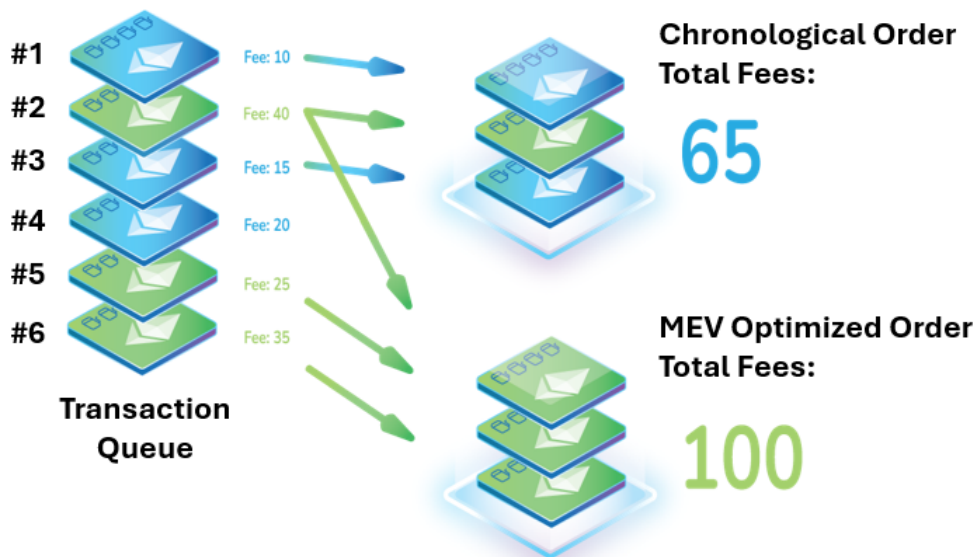
## What is Builder+?

Builder+ is our Ethereum block builder, which utilizes advanced algorithms to meticulously construct optimized blocks for on-chain validation designed to maximize revenue (MEV).

Builders monitor the Ethereum transaction queue (mempool) for pending transactions and transaction bundles and reorder them strategically to create an “optimized block” that contains transactions with the highest fees.

Builders pay a fee to purchase rights to block space from a validator and earn the transaction fees associated with the transactions in the selected block.

## Chronological Order vs. MEV Optimized Block







# Blockchain Infrastructure



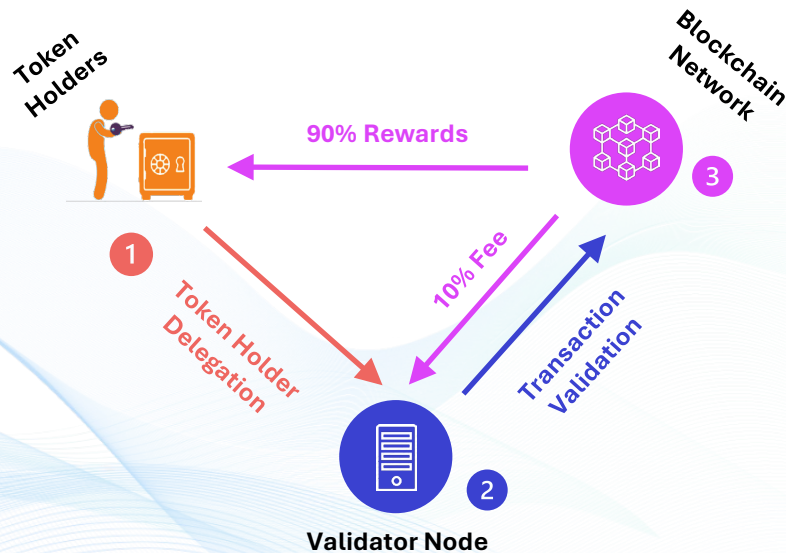
# Delegated Proof-of-Stake Blockchain Mechanics\*

## What is Staking?

Staking cryptocurrencies involves supporting the consensus mechanism of a Proof-of-Stake blockchain. The process involves committing crypto assets to support and validate transactions on a blockchain network, earning rewards for successful verification of transactions.

Delegator's tokens are locked in network-based smart contracts ("Staked") with validator nodes as an incentive to ensure transaction validation adheres to the rules of the blockchain network.

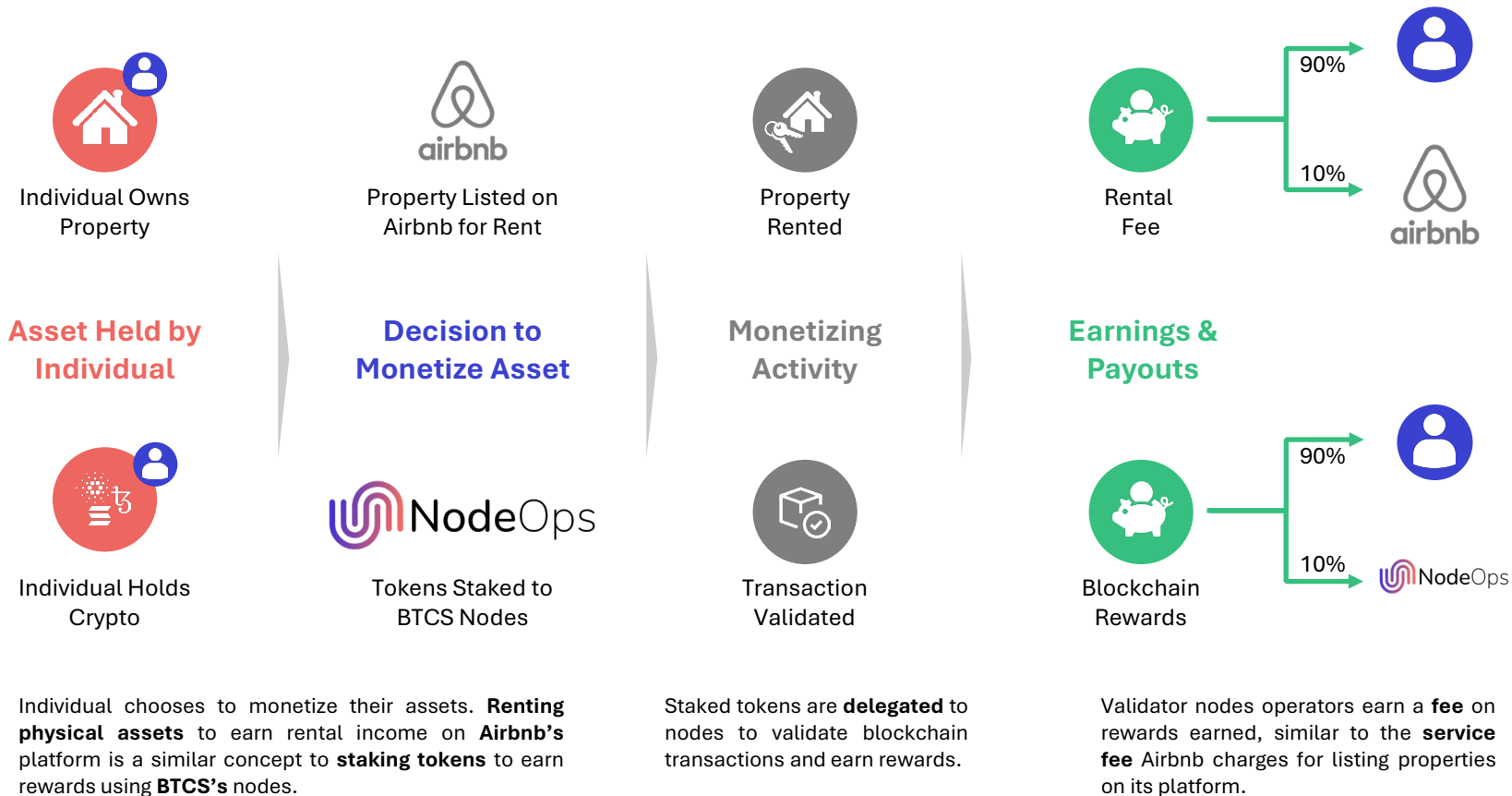
Rewards are typically earned based on the number of tokens delegated to a node selected to validate transactions on a blockchain.



- 1 Token Holders** (Delegators) delegate their tokens to a Validator Node, but maintain their private keys (i.e. money), hence non-custodial.
- 2 Validator Node** participates in the consensus mechanism and validates transactions.
- 3 Blockchain Network** Rewards and Fees are distributed by the network directly to Token Holders and Validator Node operators.



# StaaS Comparison to a More Widely Known Business Model

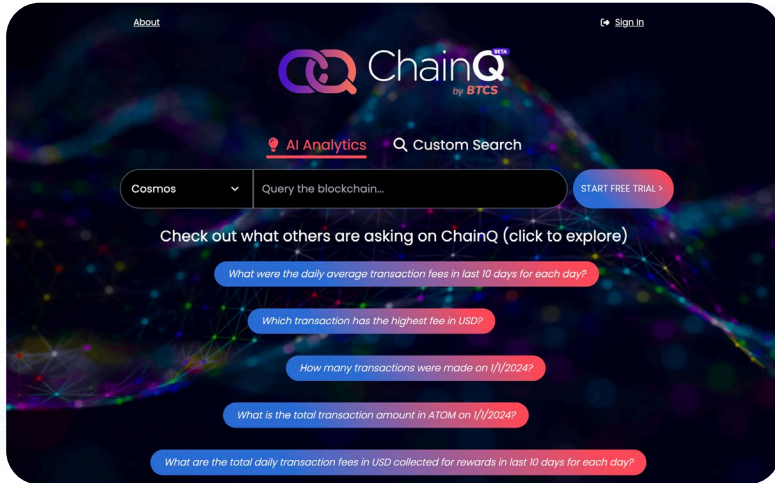




 ChainQ



ChainQ provides a simple way for crypto holders to access otherwise hard-to-obtain blockchain data, similar to Bloomberg for financial research or Westlaw for legal research. ChainQ utilizes cutting-edge generative AI and advanced customized search functionalities and provides efficient querying of indexed on-chain data.



## What is ChainQ?

ChainQ is an **AI driven** blockchain analytics platform designed to revolutionize the exploration of blockchain data.

Through comprehensive **indexing** of public blockchain data, ChainQ provides a straightforward method for users to query and analyze on-chain blockchain data.

With its **intuitive interface** and powerful features, including a simple UI, personalized search functionality, and insightful visualizations, ChainQ empowers users to explore, organize and understand blockchain data.

*ChainQ is currently available in **beta** with support for the **Cosmos (ATOM)** blockchain network. Additional blockchain network integrations are planned for the future based on market opportunity.*



# Why is BTCS Launching ChainQ?

ChainQ leverages indexed data from BTCS's **blockchain infrastructure operations** to provide access to otherwise **hard-to-access** blockchain data which would not be accessible via Google searches or ChatGPT.



**Highly Scalable**

ChainQ offers the potential for a highly scalable software-as-a-service platform.



**Large and Growing Addressable Market**

Targeting an addressable market of 580 million global crypto users which grew by 34% in 2023.\*

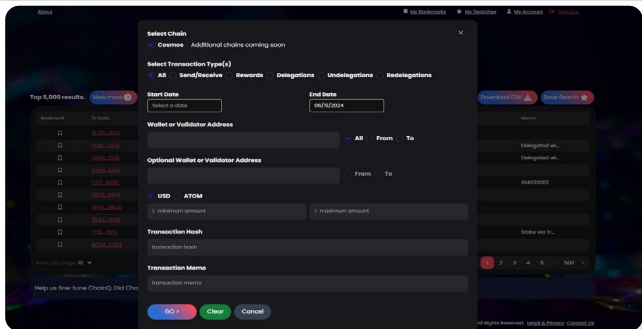


**Limited AI Based Competition**

Traditional blockchain explorers offer cumbersome navigation, while ChainQ leverages powerful AI and a simple graphical user interface (GUI).



# ChainQ - Featured Highlights



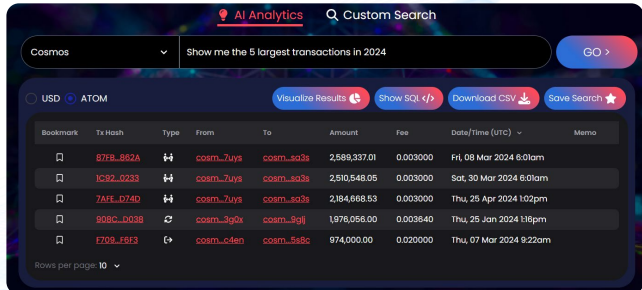
## AI-Powered Queries

The user-friendly search bar enables users to ask questions in natural language.



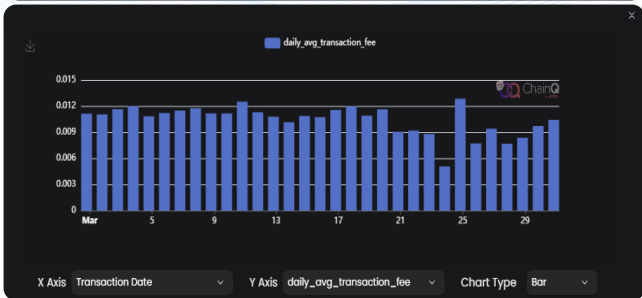
## Advanced Customized Searching

The advanced customized search feature goes beyond typical blockchain explorers. By specifying criteria such as date ranges, transaction wallets, transaction amounts, and more. Users can conduct precise searches tailored to their research needs.



## Intuitive Visualizations

Display query results in intuitive charts and graphs.



## Saved Searches

Saved searches give users quick access to previous queries.



## Export Results

Export data in CSV and PNG formats.



# Blockchain Basics



# Blockchains Explained

A blockchain ledger is a **distributed ledger** maintained by a network of computer nodes that validate transactions.

## Traditional vs. Blockchain Systems

Distributed ledgers allow for ownership of assets to be recorded through a **publicly shared registry**, eliminating the need for **central authorities** to certify ownership and clear transactions.



Trust/consensus entrusted to **third-party intermediaries** (such as banks).



Trust / consensus is built into the Blockchain network and **secured by cryptography**.

## How Blockchains Work



Transaction (payment, contract, record etc.) is broadcasted to **peer-to-peer network** of computers, also referred to as nodes or validators.



The network of validators uses a consensus algorithm to **validate the transaction**.



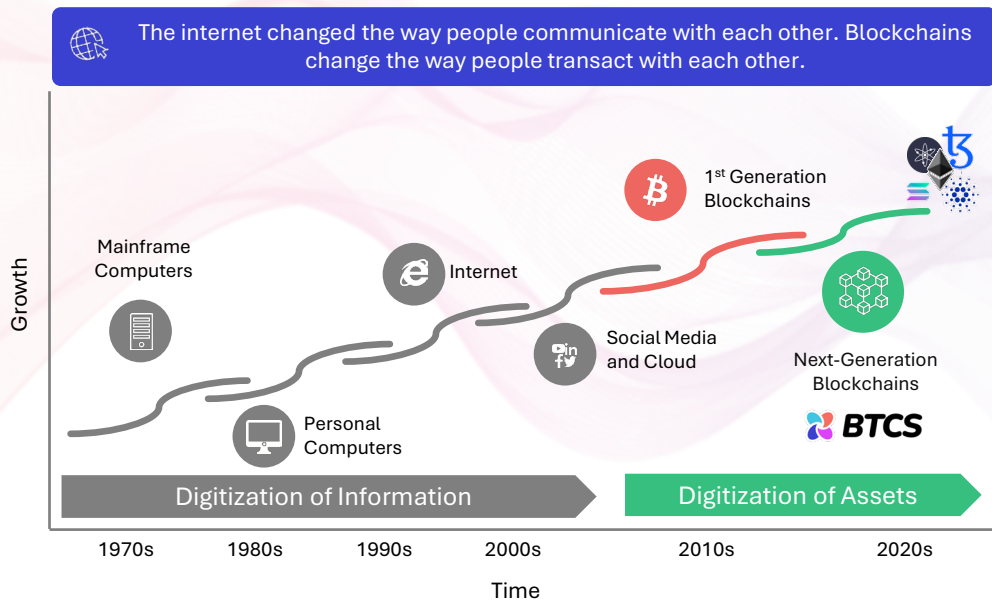
Once validated, the transaction is combined with other transactions to **create a new block** of data to be added to the ledger.



The new block is permanently added to the existing and **unalterable blockchain ledger**.


# Blockchains Ushering in a New Era of Technology

The computer and internet age ushered in the **digitization** and **proliferation of information** on a global scale. Blockchains are ushering in an age of **asset digitization** and **transfer** without trusted intermediaries (banks, exchanges, etc.)



## Next-Generation Blockchains

- Proof-of-Stake (“PoS”) consensus
- ESG friendly
- Infrastructure powering:
  - Web 3 – Next evolution of internet
  - DeFi – Decentralized finance
  - NFTs – Smart contracts/non fungible/ unique tokens
  - Metaverse – Virtual extension of world





# Next-Generation PoS Opportunity & Relative Comparison

Web 3 and transaction-based industries built on next-generation blockchain technologies represent a **multi-trillion market opportunity**.

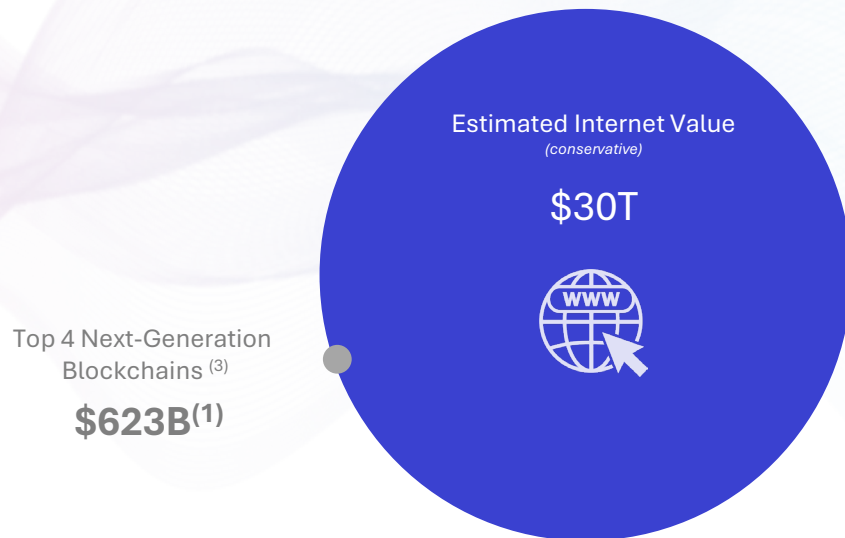
## 1<sup>st</sup> Generation Blockchains

Bitcoin and gold are **storerers of value**.



## Next-Generation PoS Blockchains

The internet's future can be transformed by next-generation blockchains that serve as the backbone of crypto assets and ownership in **Web 3**.



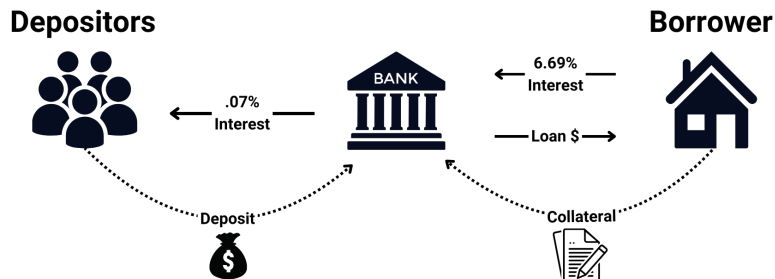
# Traditional vs Decentralized Finance Example

## Decentralized Finance Built on Ethereum

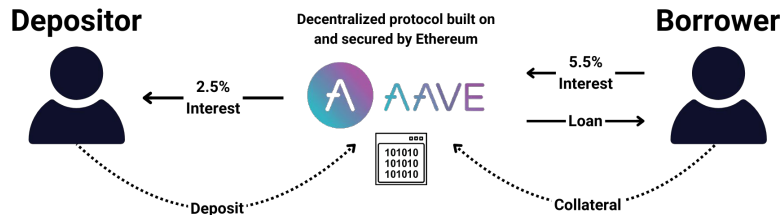
Built on Ethereum, Aave and other DeFi protocols solve inefficiencies in traditional finance by enabling instant, permissionless lending and borrowing. By replacing intermediaries with smart contracts, they reduce costs, improve accessibility, and operate 24/7, eliminating delays, high fees, and restrictive banking hours.

Category	AAVE	Bank
Spread	3.00%*	6.62%**
Risk	Overcollateralized	Undercollateralized
Operating Hours	24/7, 365 days a year	9AM – 5PM Monday – Friday, closed often
Governance	Computers, Smart Contract Logic, no human error risk	Humans: Subject to error and influences (political, monetary, etc.)

### Traditional Finance



### Decentralized Finance



\*AAVE spread is estimated using a USDT borrow rate of 5.5% and USDT interest deposit rate of 2.5% as of March 12, 2025.

\*\*Bank spread is estimated using national average 30 yr fixed mortgage rate from bankrate.com of 6.69% and average checking account rate of 0.07% from nerdwallet.com as of March 12, 2025.



# Importance of Custody in Today's Environment

It is more crucial than ever to **educate** the public on the importance of taking control of their crypto assets through self-custody. Non-custodial staking offers a **secure and rewarding** solution for managing and growing your crypto assets with full control of your private keys.



## Safeguarding

The safeguarding of customer funds continues to be a hot topic in the news. In light of collapses of crypto lending platforms and exchanges, including FTX, the phrase **“Not your keys, not your crypto”**, has been more widely circulated. This phrase refers to the inherent risk of keeping crypto on exchanges that hold the private keys to your crypto assets.



## Self-Custody

Non-custodial staking encourages holders of crypto to maintain control of their assets by moving them off-exchange and into more **secure digital wallets**, where crypto holders can control the security of their private keys instead of trusting unregulated third-parties.



## Non-Custodial Staking

Staking from digital wallets enables you to participate in blockchain networks through delegation, creating the possibility to grow your holdings through staking rewards. This is considered **non-custodial staking**, as you retain control of your private keys during the delegation and staking process.

# Differentiating Non-Custodial Staking Model

Staking to BTCS's nodes is **non-custodial**, which differs from staking and earn programs offered by centralized crypto exchanges that have faced recent regulatory scrutiny.



## Custodial Staking

- Crypto exchanges create wallets for **accounts** set up **on exchange**
- Custodian has control over crypto assets (i.e. private keys) held in customer exchange accounts
- Users do not maintain or control private keys
- “Staked” assets are **pooled with others** by custodian
- Actions of exchanges as the **controller of customer assets and pool operator** result in the expectation of profits from their efforts
- **Exchanges** determine and have the ability to change the annual percentage return (“APR”) and frequency of **reward distribution**
- Typically, higher transaction fees

vs.



## Non-Custodial Staking

- Crypto holders purchase tokens on exchanges and transfer **off-exchange** to **digital wallets**
- Users maintain control of private keys and direct staking activities from their wallets
- Users control safeguarding of their assets
- Validators do not take control of assets, so assets are not pooled with the validator
- Operation of validator nodes is **ministerial in nature** and does not result in an expectation of profits by the efforts of others
- **Each blockchain** determines the reward frequency, unbonding periods, as well as APR and **distributes rewards directly** to the delegator
- Lower transaction fees



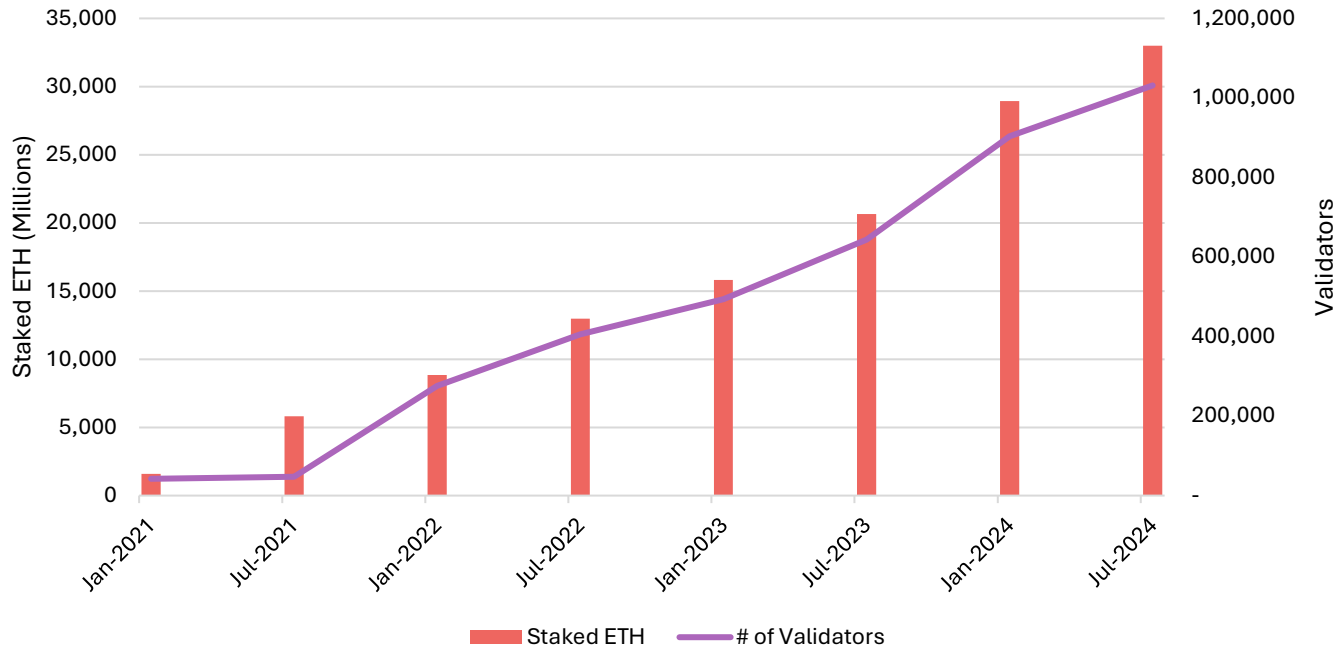


# Ethereum By the Numbers

# Ethereum Statistics

Ethereum (ETH) is the foundation of BTCS's blockchain infrastructure strategy, with its unparalleled ecosystem and commitment to innovation aligning seamlessly with our vision for secure, scalable growth.

## Total Staked ETH and Validator Growth

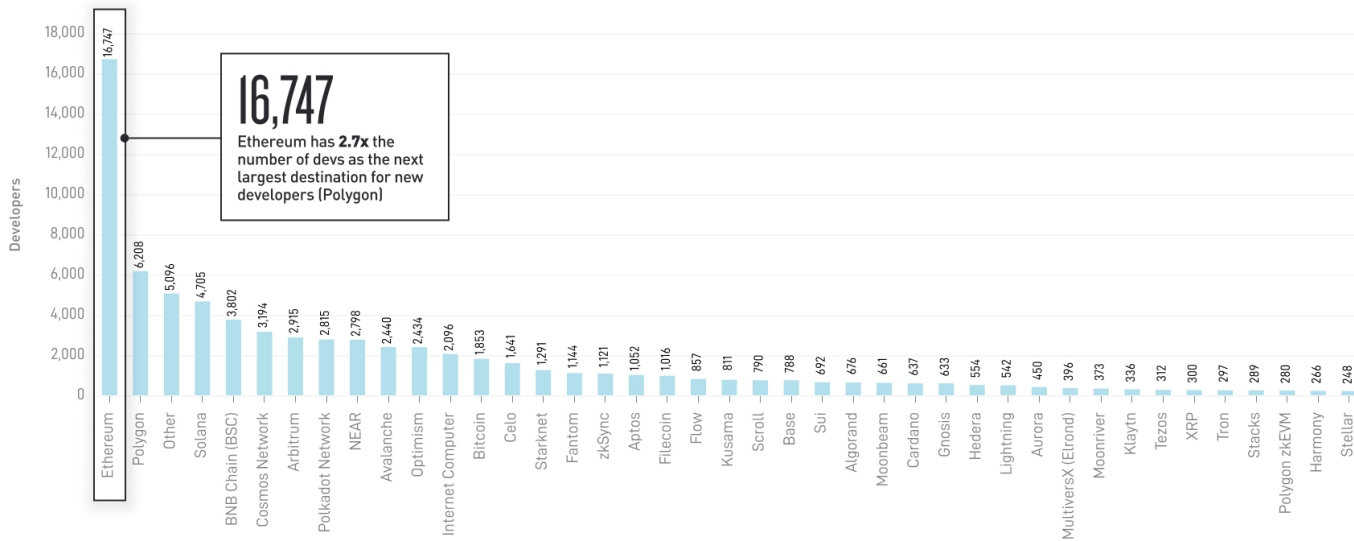




# Ethereum Statistics

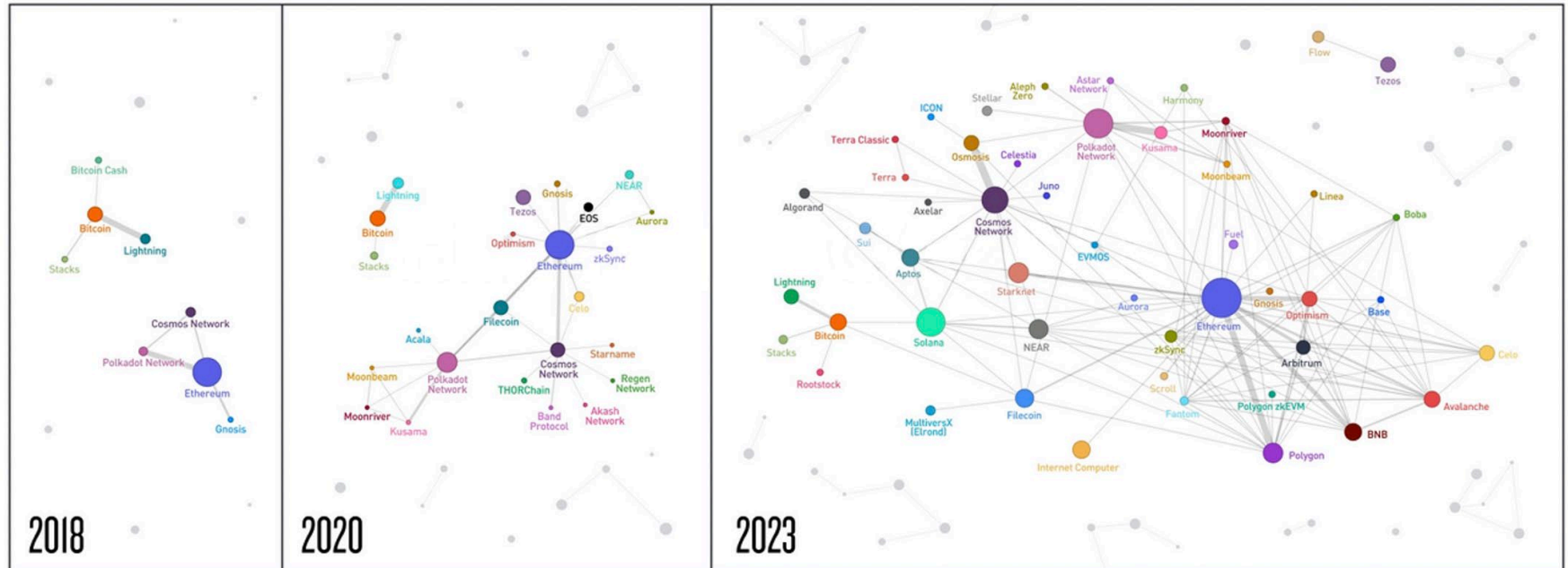
16.7k Newcomers wrote code in Ethereum, 2.7x more than the next largest ecosystem

Number of Newcomers who wrote code in each crypto ecosystem in 2023



## Today, developers are building across several clusters of interconnected ecosystems

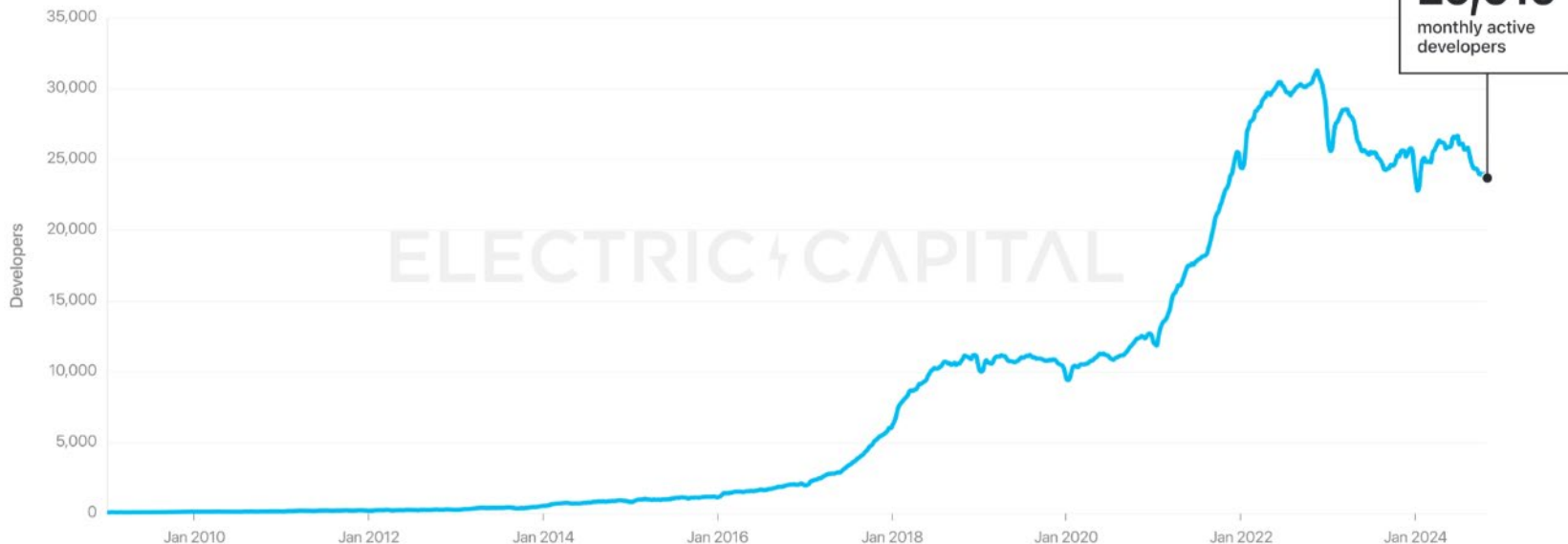
More ecosystems are sharing more developers over time





## 23,613 monthly active developers contribute to open-source crypto

All crypto monthly active developers



Nov 2024

**23,613**

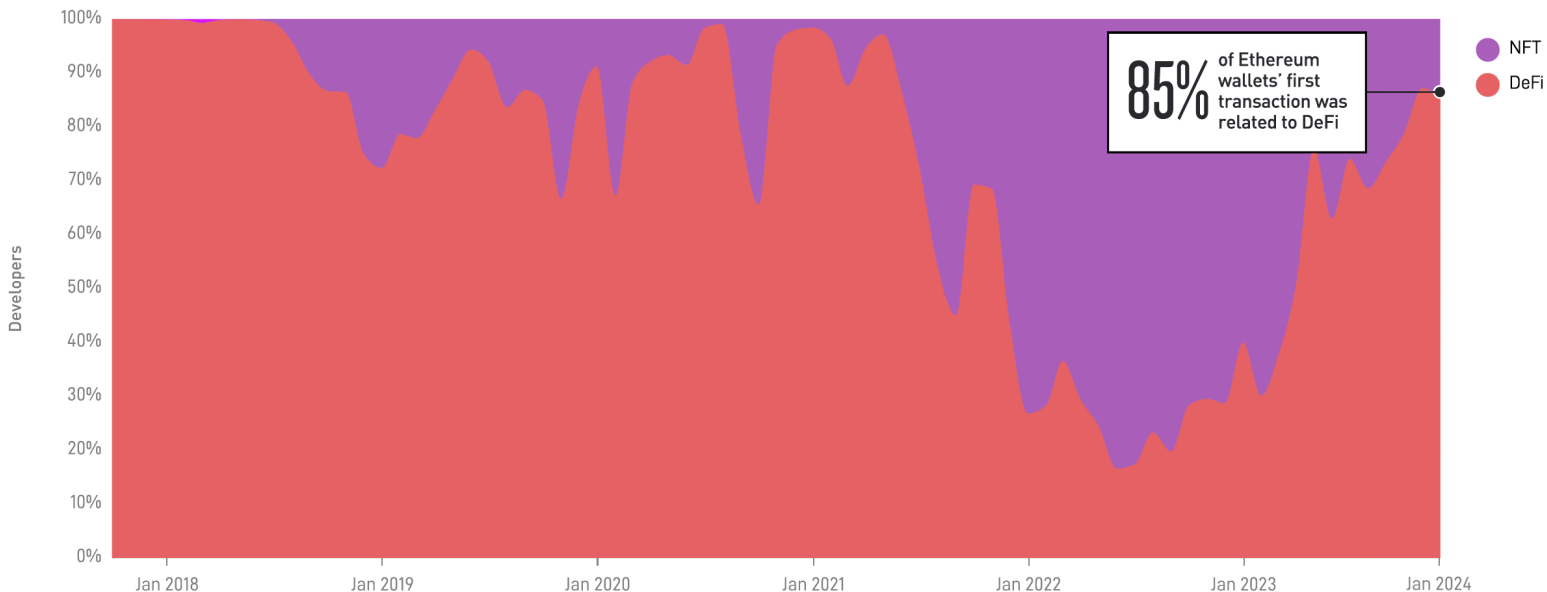
monthly active developers

ELECTRIC CAPITAL

# Ethereum Statistics

## By the end of 2023, 85% of Ethereum wallets' first transactions were related to DeFi

Distribution of Ethereum developers working on NFT and DeFi projects





# Ethereum vs Bitcoin Performance Comparison

The chart below illustrates the performance of a \$10,000 investment in Ethereum and Bitcoin over a 5 year period.

